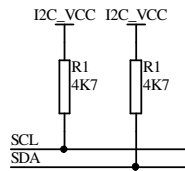


4 x 4 Keypad on an I2C Bus (Type 0)



Pullups for the I2C Bus signals. One set per bus.
I2C_VCC can be any voltage up to the 5V tolerance limit for the VM2, or the maximum voltage accepted by any device on the bus.

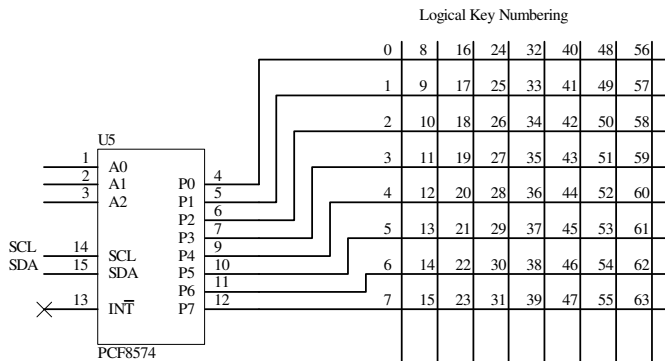
Choose the address inputs to set the Venom channel numbers on the PCF8574.

Address Bits 2, 1 & 0 under column '210'

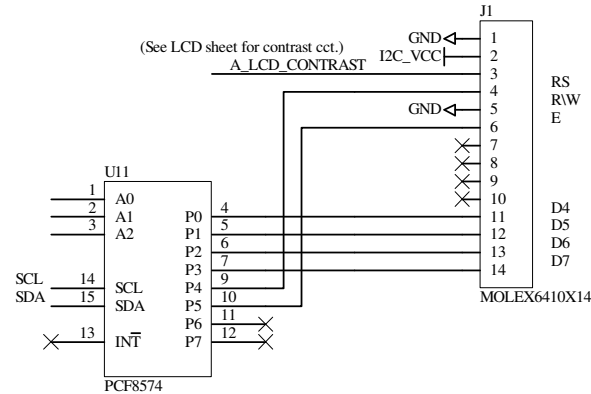
AAA	Bus 1	Bus 2
000	128 - 135	384 - 391
001	136 - 143	392 - 399
010	144 - 151	400 - 407
011	152 - 159	408 - 415
100	160 - 167	416 - 423
101	168 - 175	424 - 431
110	176 - 183	432 - 439
111	184 - 191	440 - 447

PCF8574A:

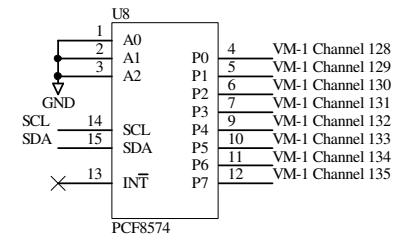
000	192 - 199	448 - 455
001	200 - 207	456 - 463
010	208 - 215	464 - 471
011	216 - 223	472 - 479
100	224 - 231	480 - 487
101	232 - 239	488 - 495
110	240 - 247	496 - 503
111	248 - 255	504 - 511



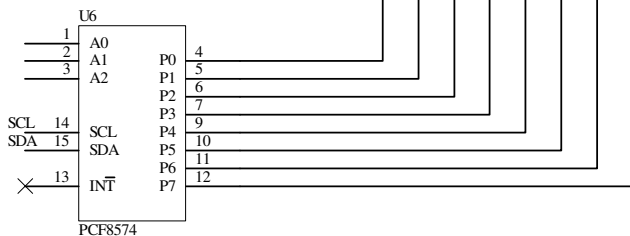
8 x 8 Keypad on an I2C Bus (Type 1)



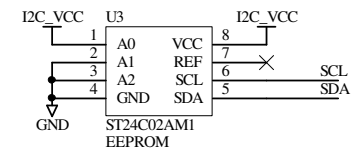
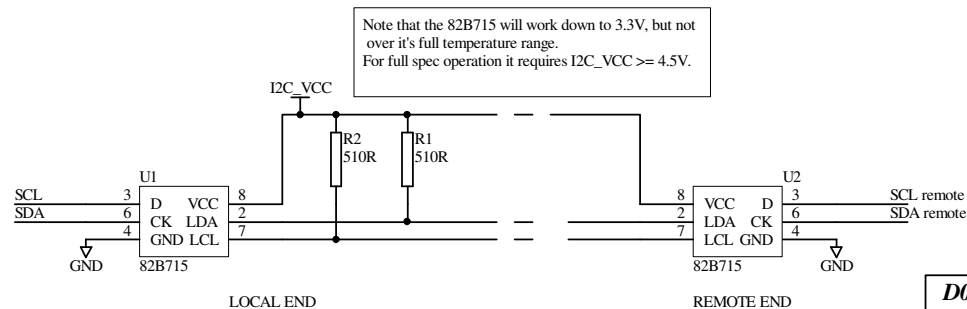
ALPHALCD on the I2C Bus - SIL CONNECTOR



Example of 8 Digital channels on an I2C Bus



8 x 8 Keypad on an I2C Bus (Type 1)



EEPROM with address 162